



A SINGER INDUSTRIAL COMPANY

# Spring Hydraulic Hose Inspection Checklist

## Spring Hose Inspection Checklist: Don't Miss the Hidden Risks

Purpose: Prevent downtime during peak season by identifying wear, improper installation, and spec mismatches before failure occurs.

### EQUIPMENT INFORMATION

- Asset Name/ID: \_\_\_\_\_
- Location: \_\_\_\_\_
- Inspection Date: \_\_\_\_\_
- Inspector: \_\_\_\_\_
- Operating Hours (if known): \_\_\_\_\_

### VISUAL HOSE CONDITION

Check each hose assembly for:

- Cover cracking or weathering
- Abrasion against frames, guards, or other hoses
- Blistering or bubbling
- Soft spots or flat spots
- Cuts, exposed reinforcement, or punctures
- Signs of heat damage
- Oil saturation or swelling

Status:  OK  Monitor  Replace

Notes: \_\_\_\_\_

### FITTINGS & CONNECTIONS


- Loose fittings
- Corrosion or rust
- Weeping or minor leakage


Notes: \_\_\_\_\_


**Please contact HOSER for additional information**

**Hoser Inc.**

1132 Curtis St,  
Monroe, NC 28112

 (877) 464-6737

 [hoserepair@hoserinc.com](mailto:hoserepair@hoserinc.com)

 [www.hoserinc.com](http://www.hoserinc.com)